



# **Trailingator™**

## **The Universal Trailing Stop Tool**

### **User's Guide**

**by Rita Lasker**  
**2011**  
**[www.trailingator.com](http://www.trailingator.com)**

## Disclaimer

Please be aware of the loss, risk, personal or otherwise consequences of the use and application of this book's content. The author and the publisher are not responsible for any actions that you undertake and will not be held accountable for any loss or injuries.

U.S. Government Required Disclaimer - Commodity Futures Trading Commission Futures and Options trading has large potential rewards, but also large potential risks. You must be aware of the risks and be willing to accept them in order to invest in the futures and options markets. Don't trade with money you can't afford to lose.

This is neither a solicitation nor an offer to Buy/Sell futures or options. No representation is being made that any account will or is likely to achieve profits or losses similar to those discussed on this web site. The past performance of any trading software or methodology is not necessarily indicative of future results.

CFTC RULE 4.41 - HYPOTHETICAL OR SIMULATED PERFORMANCE RESULTS HAVE CERTAIN LIMITATIONS. UNLIKE AN ACTUAL PERFORMANCE RECORD, SIMULATED RESULTS DO NOT REPRESENT ACTUAL TRADING. ALSO, SINCE THE TRADES HAVE NOT BEEN EXECUTED, THE RESULTS MAY HAVE UNDEROR- OVER COMPENSATED FOR THE IMPACT, IF ANY, OF CERTAIN MARKET FACTORS, SUCH AS LACK OF LIQUIDITY. SIMULATED TRADING PROGRAMS IN GENERAL ARE ALSO SUBJECT TO THE FACT THAT THEY ARE DESIGNED

WITH THE BENEFIT OF HINDSIGHT. NO REPRESENTATION IS BEING MADE THAT ANY ACCOUNT WILL OR IS LIKELY TO ACHIEVE PROFIT OR LOSSES SIMILAR TO THOSE SHOWN.

No representation is being made that any account will or is likely to achieve profits or losses similar to those shown. In fact, there are frequently sharp differences between hypothetical performance results and the actual results subsequently achieved by any particular trading program. Hypothetical trading does not involve financial risk, and no hypothetical trading record can completely account for the impact of financial risk in actual trading.

All information on this website or any e-book purchased from this website is for educational purposes only and is not intended to provide financial advise. Any statements about profits or income, expressed or implied, does not represent a guarantee. Your actual trading may result in losses as no trading software is guaranteed. You accept full responsibilities for your actions, trades, profit or loss, and agree to hold Forex Mercenary and any authorized distributors of this information harmless in any and all ways. The use of this software constitutes acceptance of my user agreement.

**Copyright © 2011 Rita Lasker & Green Forex Group. InToris, LLC**  
**All rights reserved.**

## Introduction

Each trader is unique.

So are the strategies, tactics and even words each trader uses to describe his/her emotions while trading on Forex!

In the pursuit to provide each and every trader with an ideal instrument for profitable trading, we sometimes realize that built-in features of MetaTrader 4 can't either fully guarantee or provide the flexibility and comfort suited for each individual.

Hence, we resort to developing from the ground up something that supposedly had already been developed a long time ago. But, as they say, perfection has no boundaries.

If you are an avid die-hard devotee of manual trading and under no circumstances can accept the automatic one, starting today, we've got a good news for you:

Please meet and greet our **Trailingator™: The Universal Trailing Stop Tool**.

## About the product

This is a unique software package, that provides automatic installation of one of the most important parameters – the Trailing Stop.

Exclusively designed for highly effective manual trading, our new product allows you to stop worrying about Trailing Stop installation. Then ONE-TIME simple installation in the chart, with a few simple adjustments to it - and that is all! From that point on your only concern is to open orders in a timely fashion.

## Who is this product for?

Trailingator™ is a product, that's ideally suited for practically any trader, who favors manual trades.

If you like scalping, you will greatly appreciate the speed of Trailingator's activation and precision.

However, if you prefer intraday trading, you will undoubtedly appreciate the possibility of installing Trailing Stop over put-aside orders.

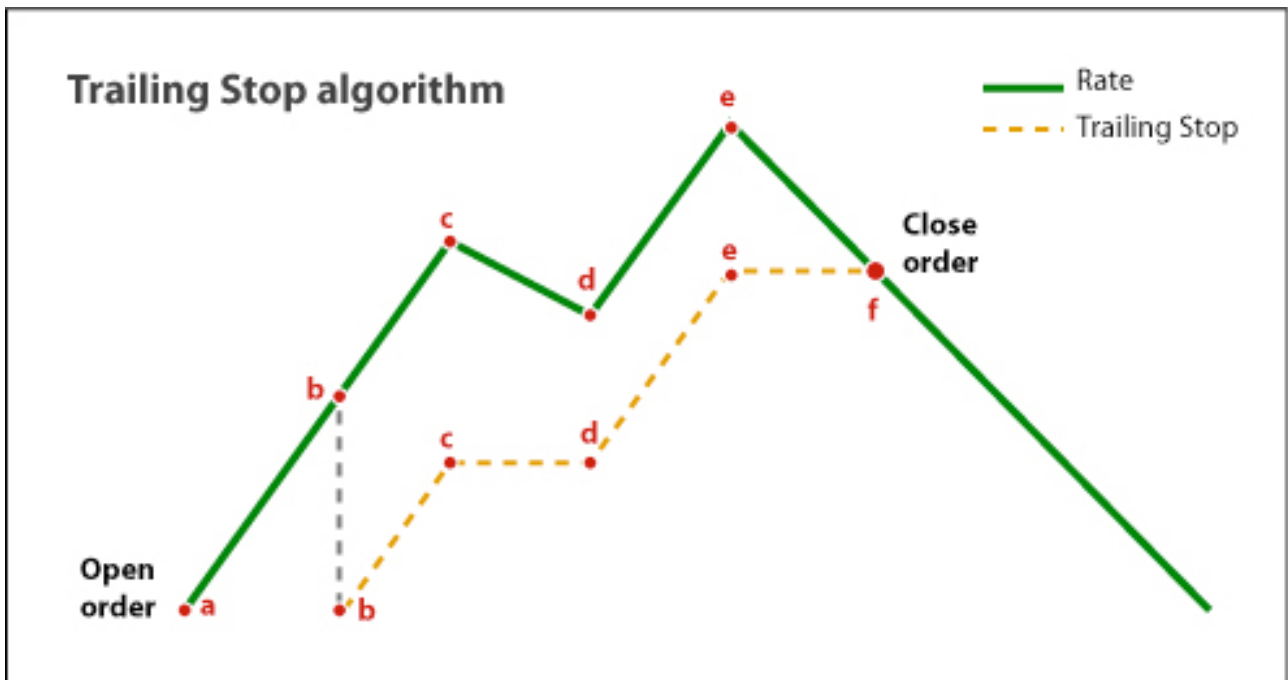
## What is Trailing Stop?

Trailing Stop is your tether in the case the price moves back and goes to the wrong side.

Trailing Stop algorithm always watches the price and moves the Stop Loss next to it.

Trailing Stop closes the order with the profit in case the price turn.

The way Trailing Stop operates is illustrated in the example:



**a** point - Buy order opens

**b** point - Trailing Stop works and starts moving Stop Loss after the price

**c** point - the price starts to lower down though the Stop Loss says on place

**d** point - the price goes up again, Stop Loss goes after it

**e** point - the price is maximum and goes down, though the Stop Loss doesn't go down

**f** point - the order closes by Stop Loss not allowing to lose everything that was gained earlier.

This way after the price turn the algorithm of Trailing Stop closes the order with the profit.

## Installation and Setup

Trailingator™ is a plug-in that requires MetaTrader 4 to function.

If you already have MetaTrader 4 installed, place the following files:

### Trailingator.ex4

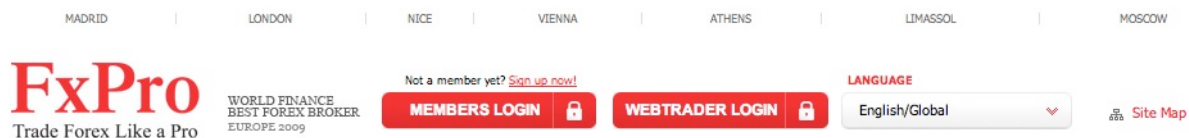
into **C:/Program Files/xxxxx/experts**, where **xxxxx** is the name of your MT4.

**For example**, the MT4 from FxPro is called **FxPro - MetaTrader**, and the complete path will look like this: **C:/Program Files/FxPro - MetaTrader/experts**.

Relaunch MetaTrader 4 and skip to **Step 3** below.

If you do not have MetaTrader 4 installed, you need to download it from a Forex broker web site. We recommend using only well known, reputable brokers that have been on the mark for a long time, such as:

FxPro <http://fxpro.com>



Alpari UK <http://alpari.co.uk>



### Step 1

Follow the links above, choose your Forex broker, and download MetaTrader 4 for free.

After you download MetaTrader 4, install it on your computer. This is a standard and simple operation.

### Step 2

After the installation of MetaTrader 4, place the following files:

### Trailingator.ex4

into **C:/Program Files/xxxxx/experts**, where **xxxxx** is the name of your MT4.

**For example**, the MT4 from FxPro is called **FxPro - MetaTrader**, and the complete path will look like this: **C:/Program Files/FxPro - MetaTrader/experts.**

### Step 3

(if you have your own demo or your own real account already, skip Step3)

Launch MetaTrader 4 by selecting it from the Start menu.

When the application launches, it presents a window in which you need to enter your demo account details.

#### **Fill out all the fields carefully.**

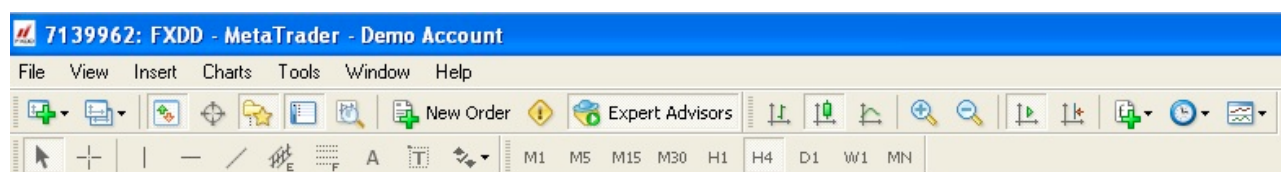
Selecting the "I agree to subscribe to your newsletters" checkbox makes the OK button available. Once you have filled out all the fields, click OK.

**Personal details**  
To open an account, please fill out all the following fields:

Name:	<input type="text" value="min 6 chars"/>
Country:	<input type="text" value="min 2 chars"/>
State:	<input type="text" value="min 2 chars"/>
City:	<input type="text" value="min 2 chars"/>
Zip code:	<input type="text" value="min 3 chars"/>
Address:	<input type="text" value="min 6 chars"/>
Phone:	<input type="text" value="min 6 chars"/>
Email:	<input type="text" value="name@company.com"/>
Account Type:	<input type="text" value="forex"/>
Currency:	<input type="text" value="USD"/>
Leverage:	<input type="text" value="1:100"/>
Deposit:	<input type="text" value="5000"/>
<input type="checkbox"/> I agree to subscribe to your newsletters	

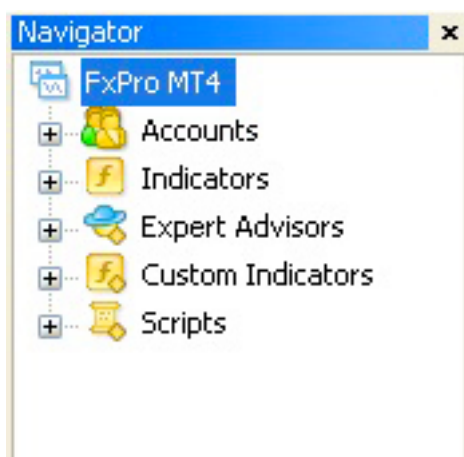
When you click OK, your demo account will be registered and you will be signed in with the system with your demo account details.

Your account number is displayed on the left of the window title. If you see it there, it indicates that your account has been registered successfully and you have logged in the system.



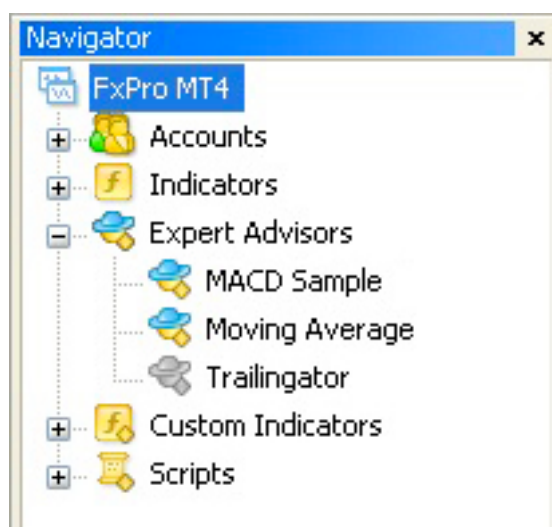
#### Step 4

Take a look at the Navigator panel on the left of the main window.



The Navigator panel displays all the accounts, indicators, expert advisors, custom indicators, and scripts available to you. Let's focus on Expert Advisors for now.

If you followed the simple instruction above, you should see **Trailingator** under Expert Advisors.



If you don't see it there, please make sure you have placed the file **Trailingator.ex4** in the correct folder, as described above.

Relaunch MetaTrader 4 and check Expert Advisors again. If **Trailingator** is still not listed there, contact our technical support by sending an email to: **support@ritalasker.com**

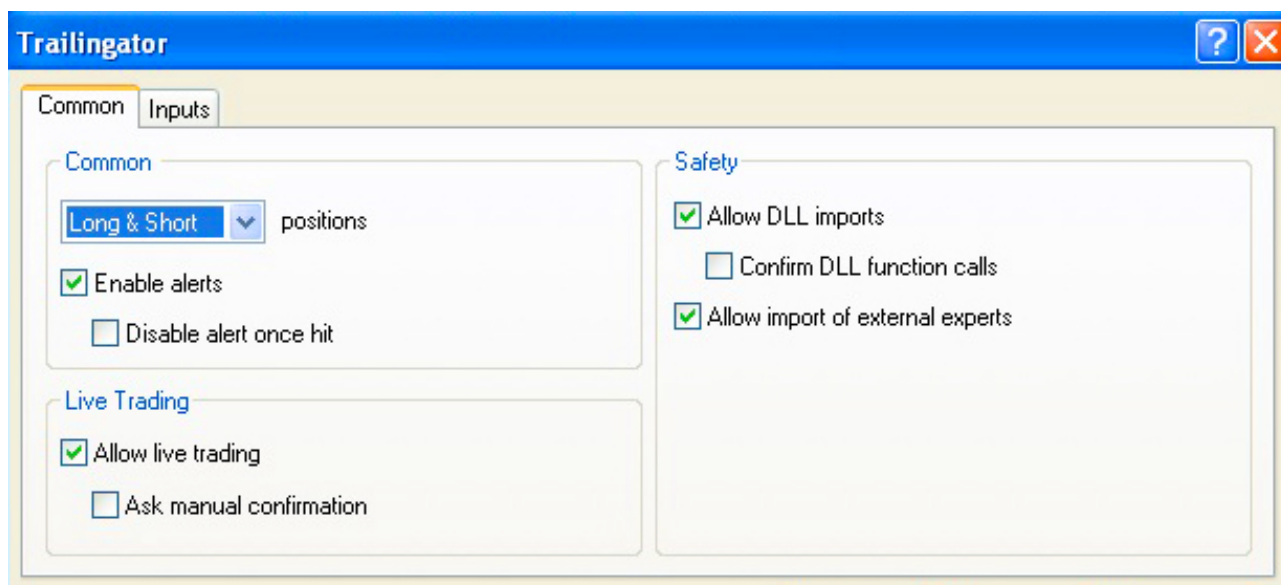
#### Step 5

Open the any chart in MT4:

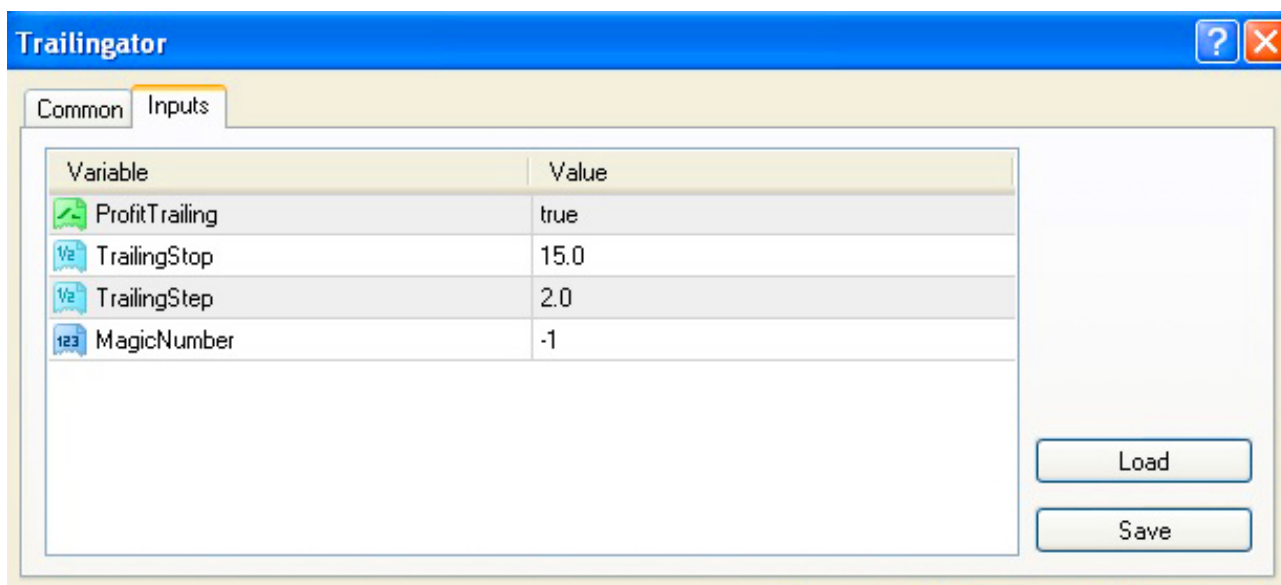
Drag and drop **Trailingator** from the Navigator panel to the chart.

A window with the EA's settings appears.

Please, make all the settings in the **"Common"** tab the same as in the picture below.



In the "Inputs" tab, you'll find the variable parameters of the Trailingator EA:



**ProfitTrailing** – If "true" – trailing stop is activated as soon as the trade starts making profits, and used to protect profits. If "false" - trailing stop will be activated as soon as a new position is opened.

**TrailingStop** - fixed size of the trailing stop

**TrailingStep** - step of the trailing stop

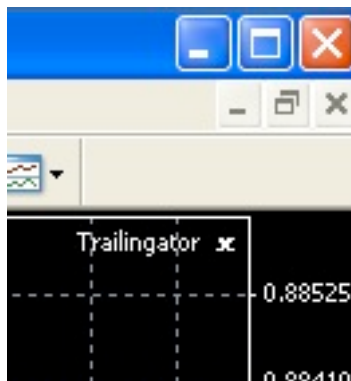
**MagicNumber** – If "-1" – Trailingator™ will be activated at all the Orders of the currency pair (opened manually or by robots). If "0" – Trailingator™ will function only at the Orders opened manually.

Click **OK**

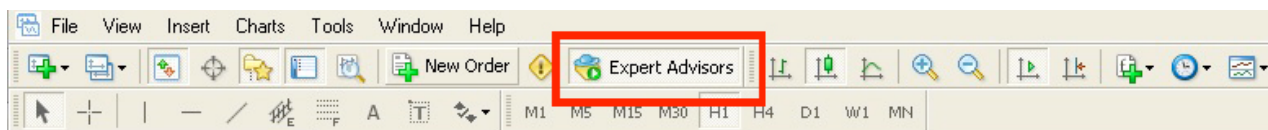
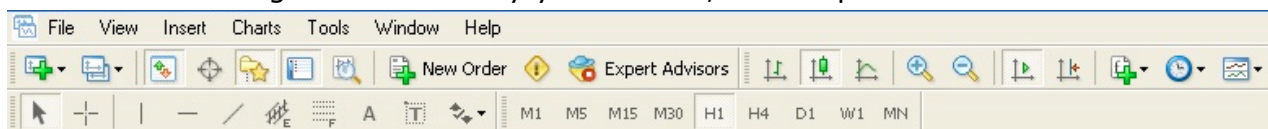


## Step 6

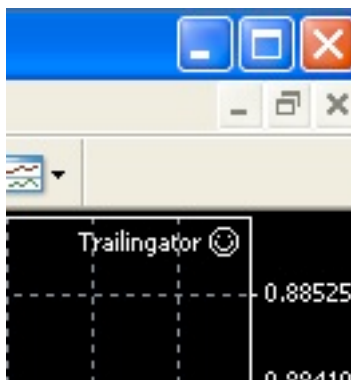
In the top right corner of the terminal window you should see the name of the EA with a cross next to it. This indicates that your EA has been activated but your terminal does not allow algorithmic (robot) trading.



To allow Trailingator™ to modify your orders, click Expert Advisor in the toolbar.



Once you click Expert Advisor, a smiley face will appear next to the robot name, instead of the cross.



Great. You have successfully installed, set up, and launched the EA.

Now you can open orders.

After you open an order, Trailingator™ will be trailing it. When the price reaches the number that you entered in the field TrailingStop, Trailingator™ will modify the order adding the trailing stop to it.

**Good luck with your trading!**

If you have any questions, please feel free to ask our support team by sending an E-mail to: [support@ritalasker.com](mailto:support@ritalasker.com)

We will do our best to help you.



**Yours,  
Rita Lasker & Green Forex Group.**

April 2011

[www.trailingator.com](http://www.trailingator.com)

Any additional information: <http://www.ritalasker.com>

Contact Information: <http://www.ritalasker.com/contacts.htm>

ALL Green Forex products: [www.ritalasker.com/products.htm](http://www.ritalasker.com/products.htm)